

QUICK GUIDE

IOWA School Report Card

The Iowa School Report Card is a web-based ratings system to show how each public school is performing on certain educational measures. Schools receive a score for each measure, and then the scores are combined into an overall score. Based on the overall score, one of the following ratings is assigned to each school: Exceptional, High-Performing, Commendable, Acceptable, Needs Improvement, and Priority.

Educational Measures in the Iowa School Report Card:

The Iowa School Report Card rates schools across a number of educational measures*:

- **Proficiency:** The percentage of students scoring proficient or better on reading and mathematics assessments.
- **Closing Achievement Gap:** A measure that reflects a statewide goal of narrowing the gap in achievement for students with disabilities, students who are eligible for free and reduced-price meals, and English Language Learners. Two categories were added to this measure in 2016 to include information on achievement gaps by race and ethnicity.
- **College and Career-Ready Growth:** The percentage of students who are making the year-to-year growth necessary to be ready for college and career training by the end of high school.
- **Annual Expected Growth:** The percentage of students making a year of academic growth in a year's time on reading or mathematics assessments.
- **College and Career Readiness:** The percentage of students who score at or above a level of performance in reading and mathematics that predicts a higher probability of postsecondary success. (Middle/high schools only.)
- **Graduation Rate:** The percentage of ninth-grade students who finished high school within five years. (High schools only.)
- **Attendance:** The average daily attendance of students, which is the total number of days students were enrolled and present divided by the total number of possible attendance days.
- **Staff Retention:** The percentage of teachers, school administrators and other licensed staff members who remained employed in a school over consecutive school years.
- **Teacher Survey of Parent Involvement:** This measure is informational and is not included in school scores or ratings. It is a summary of responses to a statewide survey of Iowa teachers on their practices and perceptions regarding parent involvement. Parent involvement eventually will become a scored measure on the Iowa School Report Card.



Services (<https://directory.iowa.gov/service/index?ga=1.101492737.1604613096.1488473035>) Agencies (<https://directory.iowa.gov/>)



Roosevelt Elementary School


Northwest | Cherokee Community | Elementary School

Grades: KG, 01, 02, 03, 04 | Total Students: 411


Expand all

2017


Rank: Commendable



Proficiency



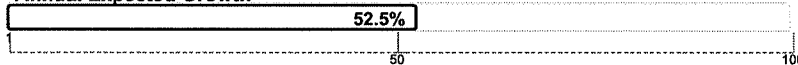
Closing Gap (FRL, IEP, and ELL)




College and Career Ready Growth



Annual Expected Growth



Attendance

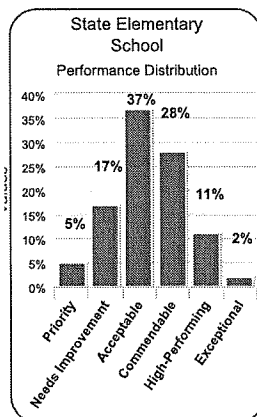


Staff Retention



Parent Involvement Teacher Survey Results

There are no survey results are found for this school.



Previous Year:

Commendable 69 pts



Cherokee Middle School

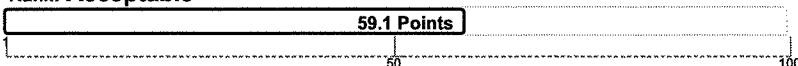
Northwest | Cherokee Community | Middle School

Grades: 05, 06, 07, 08 | Total Students: 318


Expand all

2017

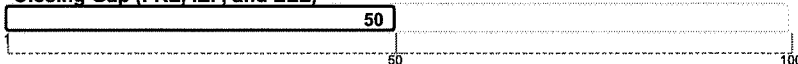
Rank: Acceptable




Proficiency




Closing Gap (FRL, IEP, and ELL)



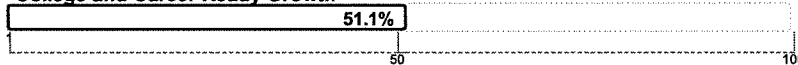
Closing Gap (Minority student, within school comparison)



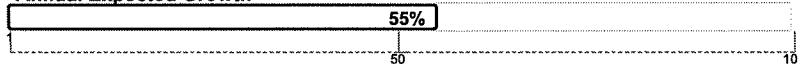
Closing Gap (Minority student to state average)




College and Career Ready Growth



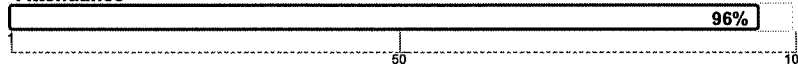
Annual Expected Growth




College and Career Readiness



Attendance

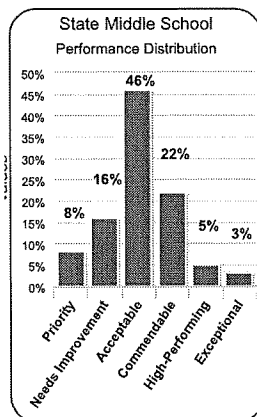



Staff Retention



Parent Involvement Teacher Survey Results

The survey results are not included in the school rating calculation. The results are displayed to provide additional context and generate discussion and feedback.



Previous Year:

Acceptable 57.3 pts

Services (https://directory.iowa.gov/services/index?_ga=1.101492737.1804813008.1488473635) Agencies (<https://directory.iowa.gov/>)



Washington High School


Northwest | Cherokee Community | High School

Grades: 09, 10, 11, 12 | Total Students: 291


Expand all

2017

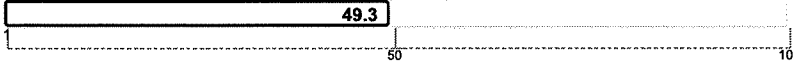
Rank: Acceptable



Proficiency



Closing Gap (FRL, IEP, and ELL)



College and Career Ready Growth




Annual Expected Growth




College and Career Readiness




Graduation Rate



Attendance

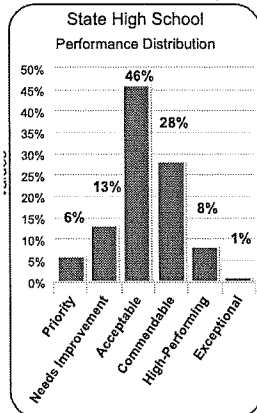



Staff Retention



Parent Involvement Teacher Survey Results

The survey results are not included in the school rating calculation. The results are displayed to provide additional context and generate discussion and feedback.



Previous Year:

Acceptable 61.7 pts